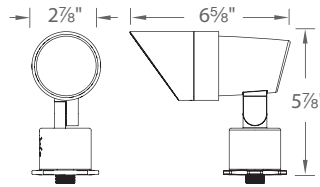


# ACCENT 12V

5011

# WAC

## LANDSCAPE LIGHTING



Fixture Type:

Catalog Number:

Project: \_\_\_\_\_

Location: \_\_\_\_\_

### PRODUCT DESCRIPTION

Landscape accent luminaire. One fixture replaces all older halogen landscape accent lights

### FEATURES

- Adjustable and lockable beam angle
- Integral dimmer
- IP66 rated, Protected against high-pressure water jets
- Includes a detachable shroud
- Solid diecast brass or corrosion resistant aluminum
- Factory sealed water tight fixtures
- Mounting stake, 6' lead wire and direct burial gel filled wire nuts included
- Maintains constant lumen output against voltage drop
- UL 1838 Listed
- Not suitable to use with external dimmers

### SPECIFICATIONS

**Input:** 9 - 15VAC (Transformer is required)  
**Power:** 2W to 16W / 2VA - 23VA  
**Brightness:** 190 lm to 1045 lm  
**Beam Angle:** 10° to 60°  
**CRI:** 85  
**Rated Life:** 70,000 hours

### ORDERING NUMBER

		Color Temp	Finish
<b>5011</b>	<i>Accent 12V</i>	<b>27</b> 2700K	<b>BZ</b> <i>Bronze on Aluminum</i> <b>BBR</b> <i>Bronze on Brass</i>
		<b>30</b> 3000K	

**5011-**\_\_\_\_\_

Example: **5011-30BBR**

waclighting.com  
 Phone (800) 526.2588  
 Fax (800) 526.2585

Headquarters/Eastern Distribution Center  
 44 Harbor Park Drive  
 Port Washington, NY 11050

Central Distribution Center  
 1600 Distribution Ct  
 Lithia Springs, GA 30122

Western Distribution Center  
 1750 Archibald Avenue  
 Ontario, CA 91760

# ACCENT 12V

5011

# WAC

## LANDSCAPE LIGHTING

### Additional Mounting Stake



**9000-ST9-BK**  
Durable PVC stake

### Tree Mount Junction Box



Bronze on Aluminum box with  
Stainless steel mounting screws  
Two 1/2" NPT threaded holes

**5000-TCP-BZ**

### Surface Mount Flange/Stake




Includes three 7 inch threaded stainless steel stabilizing  
pins for ground mounting or surface mounts with four  
screws or over a junction box

**5000-SCP-BZ**  
Bronze on Aluminum

**5000-SCP-BBR**  
Bronze on Brass

### Optics



Enhances saturation of florals and foliage  
and turtle friendly

**LENS-20-AMB**  
Amber

**LENS-20-RED**  
Red

**LENS-20-FR**  
Frosted

**LENS-20-GRN**  
Green

**LENS-20-BLU**  
Blue

### Extension Rods



Extends distance between Accent light and  
Surface Mount Canopy, Stake, or Tree Mount box

**5000-X04-BZ**  
4 inches

**5000-X08-BZ**  
8 inches

**5000-X12-BZ**  
12 inches

**5000-X18-BZ**  
18 inches

**5000-X24-BZ**  
24 inches

### Rod L-Coupler



**5000-LCO-BZ**  
Bronze on Brass

### Magnetic Transformers

Stainless Steel, 12-15V output, IP65 rated, UL 1838 listed  
See transformer spec sheet for details and its accessories

**9075-TRN-SS**  
75W Max

**9150-TRN-SS**  
150W Max

**9300-TRN-SS**  
300W Max

**9600-TRN-SS**  
600W Max



waclighting.com  
Phone (800) 526.2588  
Fax (800) 526.2585

Headquarters/Eastern Distribution Center  
44 Harbor Park Drive  
Port Washington, NY 11050

Central Distribution Center  
1600 Distribution Ct  
Lithia Springs, GA 30122

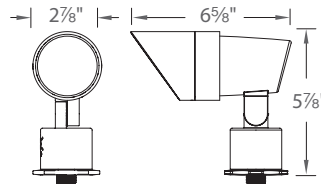
Western Distribution Center  
1750 Archibald Avenue  
Ontario, CA 91760

# ACCENT 120V

5012

# WAC

## LANDSCAPE LIGHTING



Fixture Type:

Catalog Number:

Project: \_\_\_\_\_

Location: \_\_\_\_\_

### PRODUCT DESCRIPTION

Landscape accent luminaire. Simple to retrofit existing line voltage systems or coordinate well with a new commercial landscape installation.

### FEATURES

- Adjustable and lockable beam angle
- Integral dimmer
- IP66 rated, Protected against high-pressure water jets
- Includes a detachable shroud
- Solid diecast brass or corrosion resistant aluminum
- Factory sealed water tight fixtures
- Detachable shroud, 6' lead wire and wire nuts included
- Maintains constant lumen output against voltage drop
- UL 1598 Listed
- Not suitable to use with external dimmers

### SPECIFICATIONS

**Input:** 110V - 120VAC  
**Power:** 3.5W to 14.5W  
**Brightness:** 100 lm to 795 lm  
**Beam Angle:** 15° to 60°  
**CRI:** 85  
**Rated Life:** 45,000 hours

### ORDERING NUMBER

		Color Temp	Finish
<b>5012</b>	<i>Accent 120V</i>	<b>30</b> 3000K	<b>BZ</b> <i>Bronze on Aluminum</i>
			<b>BBR</b> <i>Bronze on Brass</i>

**5012-30**\_\_\_\_\_

Example: **5012-30BBR**

waclighting.com  
 Phone (800) 526.2588  
 Fax (800) 526.2585

Headquarters/Eastern Distribution Center  
 44 Harbor Park Drive  
 Port Washington, NY 11050

Central Distribution Center  
 1600 Distribution Ct  
 Lithia Springs, GA 30122

Western Distribution Center  
 1750 Archibald Avenue  
 Ontario, CA 91760

# ACCENT 120V

5012

# WAC LANDSCAPE LIGHTING

## Power Stake



**9000-RPT-BK**

*Easy wiring accessory designed for 120V products  
Eliminates the need for a separate junction box*

## Tree Mount Junction Box



*Bronze on Aluminum box with  
Stainless steel mounting screws  
Two 1/2" NPT threaded holes*

**5000-TCP-BZ**

## Surface Mount Flange/Stake




*Includes three 7 inch threaded stainless steel stabilizing  
pins for ground mounting or surface mounts with four  
screws or over a junction box*

**5000-SCP-BZ**  
*Bronze on Aluminum*

**5000-SCP-BBR**  
*Bronze on Brass*

## Optics



*Enhances saturation of florals and foliage  
and turtle friendly*

**LENS-20-AMB**  
*Amber*

**LENS-20-RED**  
*Red*

**LENS-20-FR**  
*Frosted*

**LENS-20-GRN**  
*Green*

**LENS-20-BLU**  
*Blue*

## Extension Rods



*Extends distance between Accent light and  
Surface Mount Canopy, Stake, or Tree Mount box*

**5000-X04-BZ**  
*4 inches*

**5000-X08-BZ**  
*8 inches*

**5000-X12-BZ**  
*12 inches*

**5000-X18-BZ**  
*18 inches*

**5000-X24-BZ**  
*24 inches*

## Rod L-Coupler



**5000-LCO-BZ**  
*Bronze on Brass*