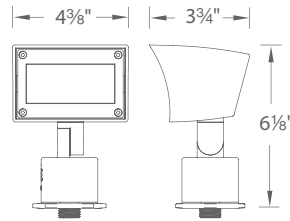


WALL WASH 12V

5021

WAC

LANDSCAPE LIGHTING



Fixture Type:

Catalog Number:

Project: _____

Location: _____

PRODUCT DESCRIPTION

Landscape Wall Wash luminaire

FEATURES

- A uniform wide distribution wall wash from a small form factor
- Integral dimmer
- IP66 rated, Protected against high-pressure water jets
- Solid diecast brass or corrosion resistant aluminum
- Factory sealed water tight fixtures
- Mounting stake, 6' lead wire and direct burial gel filled wire nuts included
- Maintains constant lumen output against voltage drop
- UL 1838 Listed
- Not suitable to use with external dimmers

SPECIFICATIONS

- Input:** 9 - 15VAC (Transformer is required)
- Power:** 2W to 16W / 2VA - 23VA
- Brightness:** 190 lm to 980 lm
- Beam Angle:** 15° upward (50° by 80°)
- CRI:** 85
- Rated Life:** 70,000 hours

ORDERING NUMBER

		Color Temp		Finish	
5021	Wall wash 12V	27	2700K	BZ	Bronze on Aluminum
		30	3000K	BBR	Bronze on Brass

5021-_____

Example: 5021-30BBR

waclighting.com
 Phone (800) 526.2588
 Fax (800) 526.2585

Headquarters/Eastern Distribution Center
 44 Harbor Park Drive
 Port Washington, NY 11050

Central Distribution Center
 1600 Distribution Ct
 Lithia Springs, GA 30122

Western Distribution Center
 1750 Archibald Avenue
 Ontario, CA 91760

WALL WASH 12V

5021

WAC LANDSCAPE LIGHTING

Additional Mounting Stake



9000-ST9-BK
Durable PVC stake

Tree Mount Junction Box



Bronze on Aluminum box with
Stainless steel mounting screws
Two 1/2" NPT threaded holes

5000-TCP-BZ

Surface Mount Flange/Stake




Includes three 7 inch threaded stainless steel stabilizing
pins for ground mounting or surface mounts with four
screws or over a junction box

5000-SCP-BZ
Bronze on Aluminum

5000-SCP-BBR
Bronze on Brass

Optics



Enhances saturation of florals and foliage
and turtle friendly

LENS-20-AMB
Amber

LENS-20-RED
Red

LENS-20-FR
Frosted

LENS-20-GRN
Green

LENS-20-BLU
Blue

Extension Rods



Extends distance between Accent light and
Surface Mount Canopy, Stake, or Tree Mount box

5000-X04-BZ
4 inches

5000-X08-BZ
8 inches

5000-X12-BZ
12 inches

5000-X18-BZ
18 inches

5000-X24-BZ
24 inches

Rod L-Coupler



5000-LCO-BZ
Bronze on Brass

Magnetic Transformers

Stainless Steel, 12-15V output, IP65 rated, UL 1838 listed
See transformer spec sheet for details and its accessories

9075-TRN-SS
75W Max

9150-TRN-SS
150W Max

9300-TRN-SS
300W Max

9600-TRN-SS
600W Max



waclighting.com
Phone (800) 526.2588
Fax (800) 526.2585

Headquarters/Eastern Distribution Center
44 Harbor Park Drive
Port Washington, NY 11050

Central Distribution Center
1600 Distribution Ct
Lithia Springs, GA 30122

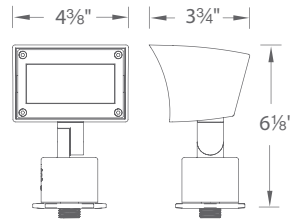
Western Distribution Center
1750 Archibald Avenue
Ontario, CA 91760

WALL WASH 120V

5022

WAC

LANDSCAPE LIGHTING



Fixture Type:

Catalog Number:

Project: _____

Location: _____

PRODUCT DESCRIPTION

Landscape Wall Wash luminaire

FEATURES

- A uniform wide distribution wall wash from a small form factor
- Integral dimmer
- IP66 rated, Protected against high-pressure water jets
- Solid diecast brass or corrosion resistant aluminum
- Factory sealed water tight fixtures
- 6' lead wire and wire nuts included
- Maintains constant lumen output against voltage drop
- UL 1598 Listed
- Not suitable to use with external dimmers

SPECIFICATIONS

Input: 110V - 120VAC
Power: 3.5W to 14.5W
Brightness: 95 lm to 855 lm
Beam Angle: 15° upward (50° by 80°)
CRI: 85
Rated Life: 45,000 hours

ORDERING NUMBER

	Color Temp	Finish
5022 Wall wash 120V	30 3000K	BZ Bronze on Aluminum BBR Bronze on Brass

5022-30_____

Example: **5022-30BBR**

waclighting.com
Phone (800) 526.2588
Fax (800) 526.2585

Headquarters/Eastern Distribution Center
44 Harbor Park Drive
Port Washington, NY 11050

Central Distribution Center
1600 Distribution Ct
Lithia Springs, GA 30122

Western Distribution Center
1750 Archibald Avenue
Ontario, CA 91760

WALL WASH 120V

5022

WAC

LANDSCAPE LIGHTING

Power Stake



9000-RPT-BK

*Easy wiring accessory designed for 120V products
Eliminates the need for a separate junction box*

Tree Mount Junction Box



*Bronze on Aluminum box with
Stainless steel mounting screws
Two 1/2" NPT threaded holes*

5000-TCP-BZ

Surface Mount Flange/Stake



*Includes three 7 inch threaded stainless steel stabilizing
pins for ground mounting or surface mounts with four
screws or over a junction box*

5000-SCP-BZ
Bronze on Aluminum

5000-SCP-BBR
Bronze on Brass

Optics



Enhances saturation of florals and foliage

LENS-2X4-AMB **LENS-2X4-RED** **LENS-2X4-FR**
Amber Red Frosted

LENS-2X4-GRN **LENS-2X4-BLU**
Green Blue

Extension Rods



*Extends distance between Accent light and
Surface Mount Canopy, Stake, or Tree Mount box*

5000-X04-BZ **5000-X08-BZ** **5000-X12-BZ**
4 inches 8 inches 12 inches

5000-X18-BZ **5000-X24-BZ**
18 inches 24 inches

Rod L-Coupler



5000-LCO-BZ
Bronze on Brass

waclighting.com
Phone (800) 526.2588
Fax (800) 526.2585

Headquarters/Eastern Distribution Center
44 Harbor Park Drive
Port Washington, NY 11050

Central Distribution Center
1600 Distribution Ct
Lithia Springs, GA 30122

Western Distribution Center
1750 Archibald Avenue
Ontario, CA 91760